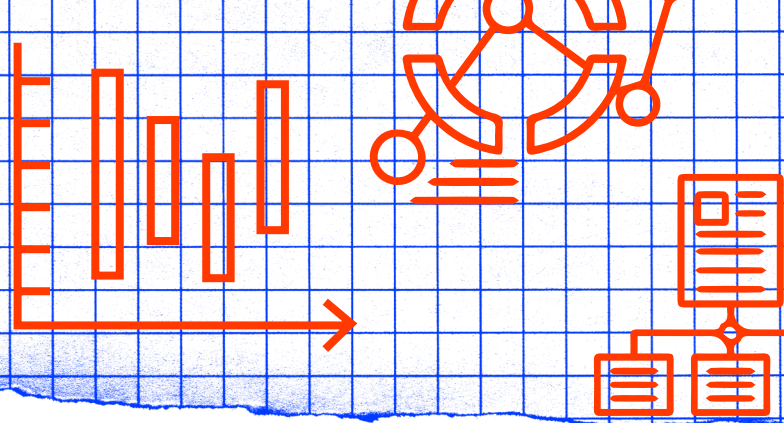




# Two Years and Thousands of Voices

What Community-Generated Data  
Tells Us About Anti-AAPI Hate

**STOP  
AAPI  
HATE**



## Introduction

In February and March 2020, Asian American and Pacific Islander (AAPI) communities around the country experienced a surge in harassment, bullying, and other acts of hate. News media cited an increasing number of horrific attacks targeting AAPI community members. A large number of these incidents employed anti-China rhetoric that blamed AAPI communities for the emerging COVID-19 pandemic.

In response, Chinese for Affirmative Action, AAPI Equity Alliance (formerly the Asian Pacific Policy & Planning Council), and San Francisco State University's Asian American Studies Department launched the Stop AAPI Hate reporting center on March 19, 2020. In the first week, we received over 600 reports from across the country. Within one month, we received almost 1,500 reports.

Sadly, two years later, AAPI community members across the country continue to experience hate at alarming levels. Everyday, we receive stories of anti-AAPI slurs, shunning, physical violence, or other forms of discrimination. The patterns are consistent: these terrible incidents occur as people attempt to go about their daily lives — buying groceries, riding public transit, or walking their children to school. Community members share the fear and trauma that they experience as a result of these incidents.

Collectively, the voices of individuals who have reported almost 11,500 incidents to us over the past two years have become a powerful tool. Not only have their stories garnered national attention on anti-AAPI hate, the details that they have provided have facilitated a more nuanced understanding of what anti-AAPI hate looks like. We now know that the majority of hate incidents, though harmful and traumatic, do not meet the legal definition of a crime, and therefore require solutions beyond law enforcement.

This report shares what we have learned over the past two years and what it takes to address the systemic root causes of anti-AAPI hate. Every individual traumatic incident reported to Stop AAPI Hate reminds us of the urgent need to address systemic racism; our collective voice advocating for solutions is how we will do it.

# What We've Learned

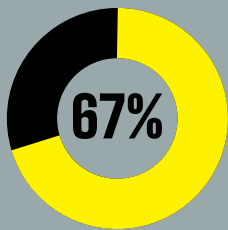
## HOW MUCH ANTI-AAPI HATE IS HAPPENING?

Over the first two years of the Stop AAPI Hate reporting center (March 19, 2020 to March 31, 2022), individuals across the country have reported 11,467 incidents.<sup>1</sup>

This number is just the tip of the iceberg. Our nationally representative survey conducted in partnership with Edelman Data & Intelligence found that one in five Asian Americans and one in five Pacific Islanders experienced a hate incident in 2020 or 2021.<sup>2</sup>

## WHAT DOES ANTI-AAPI HATE LOOK LIKE?

**While causing significant fear and trauma, the majority of hate incidents reported to Stop AAPI Hate are not hate crimes and would not be investigated or prosecuted as such.<sup>3</sup>**



Two in three incidents involved harassment, such as verbal or written hate speech or inappropriate gestures.<sup>4</sup>

*"I was emptying my trash into a public trash can at a rest stop and a man walked towards me asked me where my mask was, shoved me back and said if anyone should be wearing a mask it is people like you. He mocked by pulling his eyes back to resemble slant eyes and bowed to me."<sup>5</sup>*

-Marin County, CA

## ABOUT OUR DATA

Our dataset is unique for three reasons:

Stop AAPI Hate reports on hate incidents -- actions driven by bias against another person's race, color, disability, religion, national origin, sexual orientation or gender identity. A small but meaningful percentage of hate incidents are hate crimes -- bias-motivated criminal offenses. The majority of hate incidents are non-criminal behaviors that contribute to an unwelcoming environment, such as spitting or the use of racial slurs. Many formal federal and state datasets often only capture hate crimes. By reporting on the broader category of hate incidents, Stop AAPI Hate is able to shed light on the non-criminal incidents that comprise the majority of hate incidents that AAPI communities face on a daily basis.

Our dataset captures what community members experience in their own words, stories that provide a deeper sense of what hate looks like beyond the numbers published in government sources.

Our reporting center is accessible to limited English proficient community members or those who have concerns reporting to law enforcement sources. Our form is translated into 15 Asian and Pacific Islander languages other than English. It is brief, allows anonymity, and is sponsored by organizations with decades of service to the AAPI communities.

For more information about our data, please see [Appendix 2](#).

<sup>1</sup>Technical Appendix, [Figure 1](#).

<sup>2</sup>Aggie J. Yellow Horse, Russell Jeung, and Ronae Matriano, "Stop AAPI Hate National Report: 3/19/20 - 9/30/21," <https://stopaapihate.org/national-report-through-september-2021/>. Published November 18, 2021. Retrieved May 31, 2022.

<sup>3</sup>Individual incidents could involve multiple categories of hate. For example, an incident could involve both harassment and physical violence.

<sup>4</sup>Technical Appendix, [Figure 1](#).

<sup>5</sup>All anecdotes of hate incidents in this report were reported to Stop AAPI Hate with consent to share. Anecdotes throughout this report have been lightly edited for length, clarity, and privacy of those involved in the incident.



One in six (17%) incidents involved **physical violence**.<sup>6</sup>

*“Walking on the street when a man jumped in front of me and screaming racial slurs (you Chinese b—h, f—---g Asian, “Go back to your country,” etc). He then pushed me to the street. The man was a stranger and was totally unprovoked.” (San Francisco, CA)*

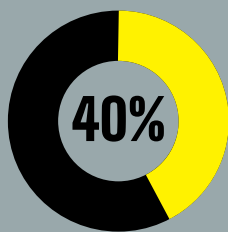
One in six (16%) incidents involved **avoidance or shunning**.<sup>7</sup>

*“After being seated next to a white family at an outdoor eating establishment, the woman stated she didn’t want to eat next to people like them (my Filipino family) and she stated she lost her appetite. Then she requested the waiter box her family’s food and she dramatically stormed out of the restaurant.” (Columbia, SC)*

More than one in nine (12%) incidents included possible **civil rights violations**, such as discrimination in a business or workplace.<sup>8</sup>

*“A higher up asked me to participate in a recruiting video because I am an Asian female. When I refused, he became very persistent and intimidating. Then started with the racist comments assuming I was of Thai descent. Photos of Thailand were sent and a video clip of an Asian man speaking broken English on a boat. A complaint was made, retaliation started, and I was moved to another division.” (Detroit, MI)*

#### **Hate incidents occur in everyday locations.**



Two in five incidents took place in public spaces, such as a street, sidewalk, road, park, hiking trail, or beach.<sup>9</sup>

*“A man called me a ‘c—k’ several times at the corner of \_\_\_ St and \_\_\_ Ave... He also started spitting at me and took his shirt off to try to fight me and my boyfriend.”*

*—New York, NY*

More than one in four (27%) incidents took place in **businesses**, such as grocery stores, pharmacies, or “big box” retail.<sup>10</sup>

*“I walked into a discount store where I saw a woman conversing with another person; when she got in line at a register to purchase her food, she was stopped and the person working the register called her slurs, then a virus, and then refused to check her out.” (Westport, CT)*

<sup>6</sup> Ibid.

<sup>7</sup> Technical Appendix, [Figure 1](#).

<sup>8</sup> Ibid. Incidents coded as possible civil rights violations included those involving job discrimination or a hostile work environment, housing-related discrimination, denial of service, or being barred from transportation.

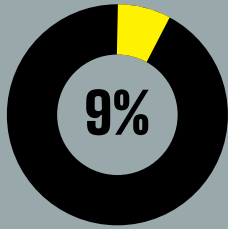
<sup>9</sup> Technical Appendix, [Figure 2](#).

<sup>10</sup> Ibid.



One in ten (10%) incidents occurred **online**.<sup>11</sup>

“Was playing on an online server, my username could identify me as Asian. Was called a ‘bat eater’ and a ‘c–k’ multiple times by one user.” (online)



Nearly one in ten incidents occurred on **public transit**.<sup>12</sup>

“A man came up to me on the DC subway and asked if I spoke English. When I ignored him, he pointed his finger in my face and said, ‘I’m talking to you.’ I nodded my head ‘no’ because I didn’t want to talk to him, and I thought if he thought I didn’t speak English, he’d go away. Instead, he sat down on the seat across from me and started yelling at me in front of the entire subway about how he couldn’t believe I didn’t speak English, what was I doing in the US, and that I must be a Chinese spy. This continued for a while. I was quite scared because he seemed unpredictable and I didn’t know if he’d try to push me off the train or follow me out. Nobody on the train said anything. When we got to DuPont Station, a bunch of people stood up to leave, and I felt safer to get up among a big crowd of people. I considered leaving the train but was worried he’d follow me out, so instead I ran to a different part of the car.”

–Washington, DC

AAPI individuals who are also **female, non-binary, or LGBTQIA+** experience hate incidents that target them for their multiple identities.

“Walking in front of our local college, a man yelled repeatedly across the street at me and my friend, ‘Watch out for Asian girls like them. Beware the red dragon.’” (Pasadena, CA)

“During the lockdown, I needed to go to the store, and a man stopped me in front of the store and started yelling at me, telling me this was my people’s fault. I am perceived as a Vietnamese woman and he kept calling me a Chinese pest along with many other slurs. I am non-binary but haven’t come out of the closet. He made comments about my haircut and how I looked like a d–e.” (Lubbock, TX)

“I am a part of the LGBTQ+ community so I was wearing a mask that showed love and support for the community. As I walked away, a woman proceeded to walk up to me and stop me. She looked me up and down and said, ‘Oh so you’re one of them?’ I was confused but then I remembered I had on the LGBTQ+ mask. I politely responded ‘Excuse me?’ She proceeded to say slurs that were both directed towards Asians and the LGBTQ+ community.” (Jeffersontown, KY)

<sup>11</sup> Ibid.

<sup>12</sup> Ibid.

## WHAT IS THE IMPACT OF ANTI-AAPI HATE?

Anti-AAPI hate has had significant impacts, such as physical and mental trauma. Repeated incidence of hate can lead to fear, stress, depression, and anxiety — indications of racial trauma.<sup>13</sup>

### Anti-AAPI hate has led to increased fear.

A 2021 nationwide survey of AAPIs found that:

#### ONLY HALF (49%)

of AAPIs felt safe going out.

#### TWO IN THREE (65%)

worried about the safety of family members and elders.

#### ONE IN THREE (32%)

parents were concerned about their child being a victim of anti-AAPI hate or discrimination in unsupervised spaces and on the way to school.<sup>14</sup>

Among Asian Americans who experienced a hate incident reported to Stop AAPI Hate, almost all (**95%**) viewed the U.S. as more dangerous for them.<sup>15</sup>

Elders ages 60 and older are especially vulnerable to fear. Nearly all (**98%**) of Asian elders who experienced hate incidents believed the United States has become more physically dangerous for Asian Americans.<sup>16</sup>

### Hate has had a devastating impact on mental health. Among Asian American individuals who experienced a hate incident reported to Stop AAPI Hate,

#### ALMOST HALF (49%)

reported depression or anxiety

#### ALMOST THREE-QUARTERS (72%)

named discrimination against them as their greatest source of stress, even ahead of their health concerns during the pandemic.<sup>17</sup>



<sup>13</sup>Williams, M. T., Metzger, I. W., Leins, C., & DeLapp, C. (2018). "Assessing racial trauma within a DSM-5 framework: The UConn Racial/Ethnic Stress & Trauma Survey." *Practice Innovations*, 3(4), 242–260. <https://doi.org/10.1037/pri0000076>.

<sup>14</sup>Stop AAPI Hate survey conducted in partnership with Edelman Data & Intelligence. For more information about this survey, see Technical Appendix in "Stop AAPI Hate National Report: 3/19/20 - 9/30/21," <https://stopaapihate.org/national-report-through-september-2021/>.

<sup>15</sup>Anne Saw, Aggie J. Yellow Horse, and Russell Jeung, "Stop AAPI Hate Mental Health Report," <https://stopaapihate.org/mental-health-report/>. Published May 27, 2021. Retrieved May 31, 2022.

<sup>16</sup>Russell Jeung, Aggie J. Yellow Horse et al. "Anti-Asian Hate, Social Isolation, and Mental Health among Asian American Elders During COVID-19," <https://stopaapihate.org/elder-report-2022/>. Published May 24, 2022.

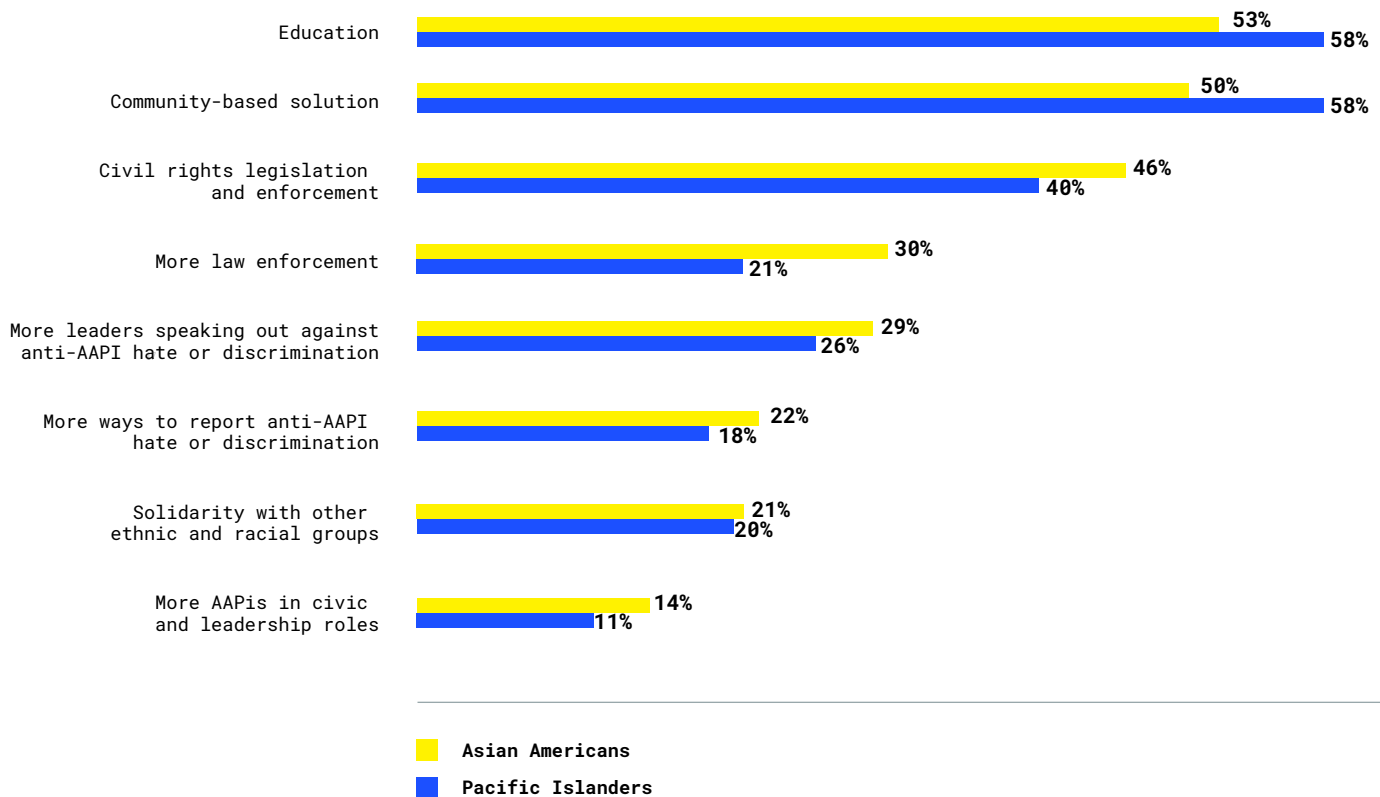
<sup>17</sup>Anne Saw, Aggie J. Yellow Horse, and Russell Jeung, "Stop AAPI Hate Mental Health Report," <https://stopaapihate.org/mental-health-report/>. Published May 27, 2021. Retrieved May 31, 2022.

## HOW DATA INFORMS OUR SOLUTIONS TO ANTI-AAPI HATE

Our approach to addressing anti-AAPI hate directly follows from what communities are experiencing and telling us in their own words. We leverage data, alongside capacity-building, policy and advocacy, and narrative change, towards our mission of ending anti-AAPI hate.

Our initiatives align with those that the AAPI community has identified as the most effective to address anti-AAPI racism: education equity, community solutions, and civil rights. (See Chart 1.)

**Chart 1. MOST EFFECTIVE SOLUTIONS IN ADDRESSING ANTI-AAPI HATE**



Source: Stop AAPI Hate / Edelman National Survey of Asian American and Pacific Islanders, 2021.<sup>18</sup>

Our solutions respond to what we see in our dataset. Most of our incidents are not criminal in nature, and, therefore, require solutions outside of the criminal justice system. We do not endorse solutions such as increased policing or incarceration that have a disparate impact on communities of color, perpetuating rather than dismantling long-term systemic racism.

<sup>18</sup> Stop AAPI Hate survey conducted in partnership with Edelman Data & Intelligence. For more information about this survey, see Technical Appendix in “Stop AAPI Hate National Report: 3/19/20 - 9/30/21,” <https://stopaapihate.org/national-report-through-september-2021/>.



## **EDUCATION EQUITY**

Our education equity work focuses on ensuring AAPI students' needs, concerns, and assets are fully addressed and incorporated into our educational system. Such needs may include language access, campus safety, culturally responsive mental health services, and curriculum and educational materials that reflect their own histories and identities. A recent nationwide survey of American adults of all racial and ethnic backgrounds found that 42% could not name a single historical event involving Asian Americans, such as the Japanese American incarceration, and 58% could not name a single prominent Asian American in American life.<sup>19</sup> To address these gaps in foundational knowledge about AAPI communities, we have advocated for ethnic studies to help all students learn about racism and develop empathy across racial lines. Since the pandemic, AAPI communities across the nation have successfully advocated for legislation which requires content on Asian Americans to be included in their state's K-12 curriculum in nine states.<sup>20</sup> Additionally, Stop AAPI Hate has successfully advocated for HR 3525, a federal bill creating a commission to study a potential national museum focused on AAPI history.

## **COMMUNITY-DRIVEN SAFETY SOLUTIONS**

We reimagine community safety to be individuals living their lives to the fullest social, economic, and political benefits without fear or hindrance from violence and discrimination in all places and spaces. Ensuring community safety requires a holistic approach that simultaneously responds to harm and builds trust and collaboration within and across communities. For example, our community-driven dataset identified street harassment as an issue. In response, in California, we have partnered with other organizations to declare street harassment a public health issue that affects all communities of color and other marginalized groups and to ask our state government to act.<sup>21</sup> Nationwide, we are currently exploring partnerships with other organizations who have developed effective models that center healing as well as prevention and community care and share lessons learned on community-driven solutions that increase a sense of safety and solidarity with other communities of color.

## **CIVIL RIGHTS EXPANSION**

We advocate for better enforcement of civil rights and expansion of these protections. Civil rights ensure the equal treatment of, and full participation by, AAPIs and others in civil society and political life, and accountability for wrongdoers who violate these rights. In California, we worked with our elected officials to introduce [No Place for Hate California](#), legislation to address hate where it happens: in spaces open and accessible to the public. Assembly Bill 2448 expands civil rights protections at large businesses, where more than a quarter of reported hate incidents in the state occur, and Senate Bill 1161 requires the largest transit operators to address the hate-based harassment of riders. Everyone should be able to go to a grocery store or ride a bus without fear of harassment and discrimination because of their race, gender, or other personal characteristics. Going forward, we seek to enhance civil rights protections and ensure opportunities for redress and accountability when individuals' civil rights have been violated.

---

<sup>19</sup>The Asian American Foundation. "STAATUS Index Report 2022." <https://staatus-index.s3.amazonaws.com/STAATUS%20Index%202022%20Report.pdf>. Published May 4, 2022. Retrieved May 31, 2022.

<sup>20</sup>For more information on these bills and provisions by state, please see "Asian American Studies Legislation" at <https://asianamericanresearchinitiative.org/project/organizing-for-aas-cpios-toolkit/>.

<sup>21</sup>[Cal. Assemb. B. 2549 \(2021-2022\)](#).

# Conclusion

Our data is only the starting point. By connecting our data to capacity building, policy advocacy, and narrative change, we are building a path from experiencing anti-AAPI hate to empowerment and healing. At a community level, we envision our data sparking conversation to reimagine what safety and well-being means beyond law enforcement. At local, state, and national levels, we hold policymakers, the media, and others in power to account, helping them understand that addressing hate against our communities goes beyond criminal enforcement and requires long-term structural changes.

Two years into this journey, our work is far from done. We will continue to leverage the power of our collective data to advance equity, justice, and power; dismantle systemic racism; and build a multiracial movement to end anti-AAPI hate.

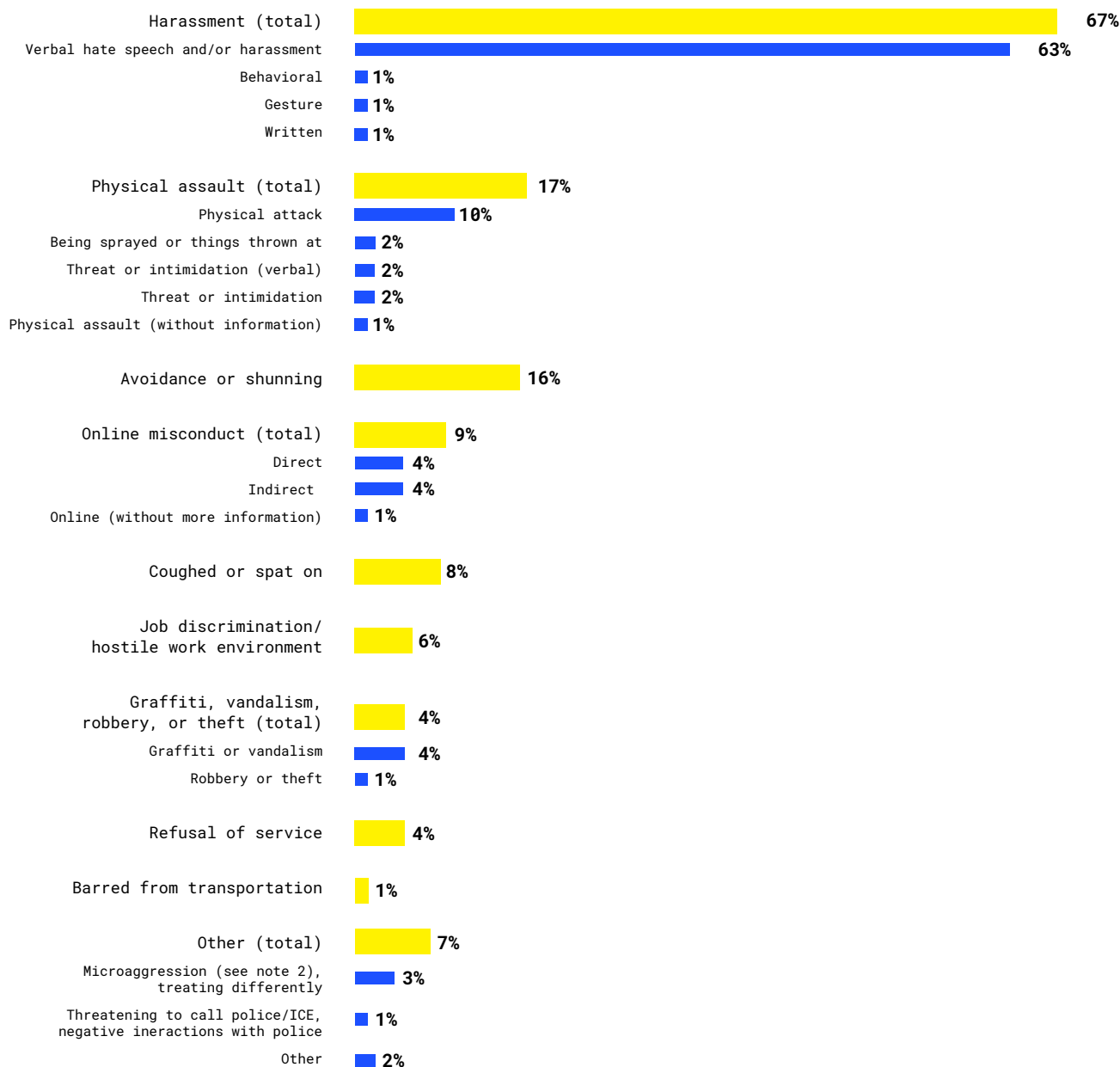


# Technical Appendix

## Appendix 1. Summary of Findings across the Stop AAPI Hate Incident Dataset

**Figure 1. TYPES OF REPORTED ANTI-AAPI HATE INCIDENTS**

March 19, 2020 to March 31, 2022 Total Number of Incidents: 11,467



■ Total number of incidents in a category  
■ Total number of incidents in a subcategory

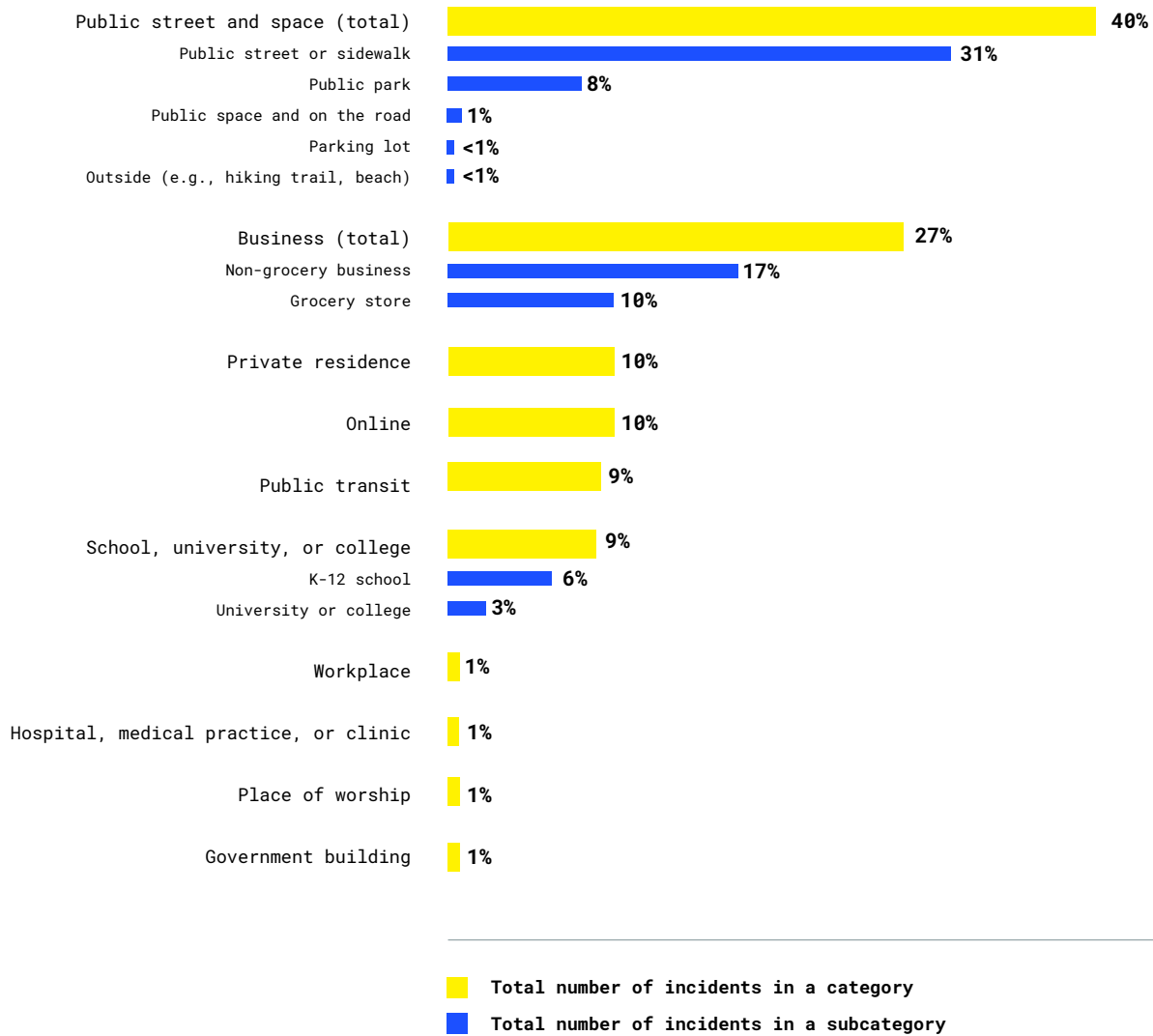
**Note 1:** percentages add up to greater than 100% because incidents could involve more than one category of hate. For example, an incident could involve both harassment and physical violence.

**Note 2:** incidents are coded as “microaggression” only if individuals reporting the incident explicitly used that term in their description of the incident.



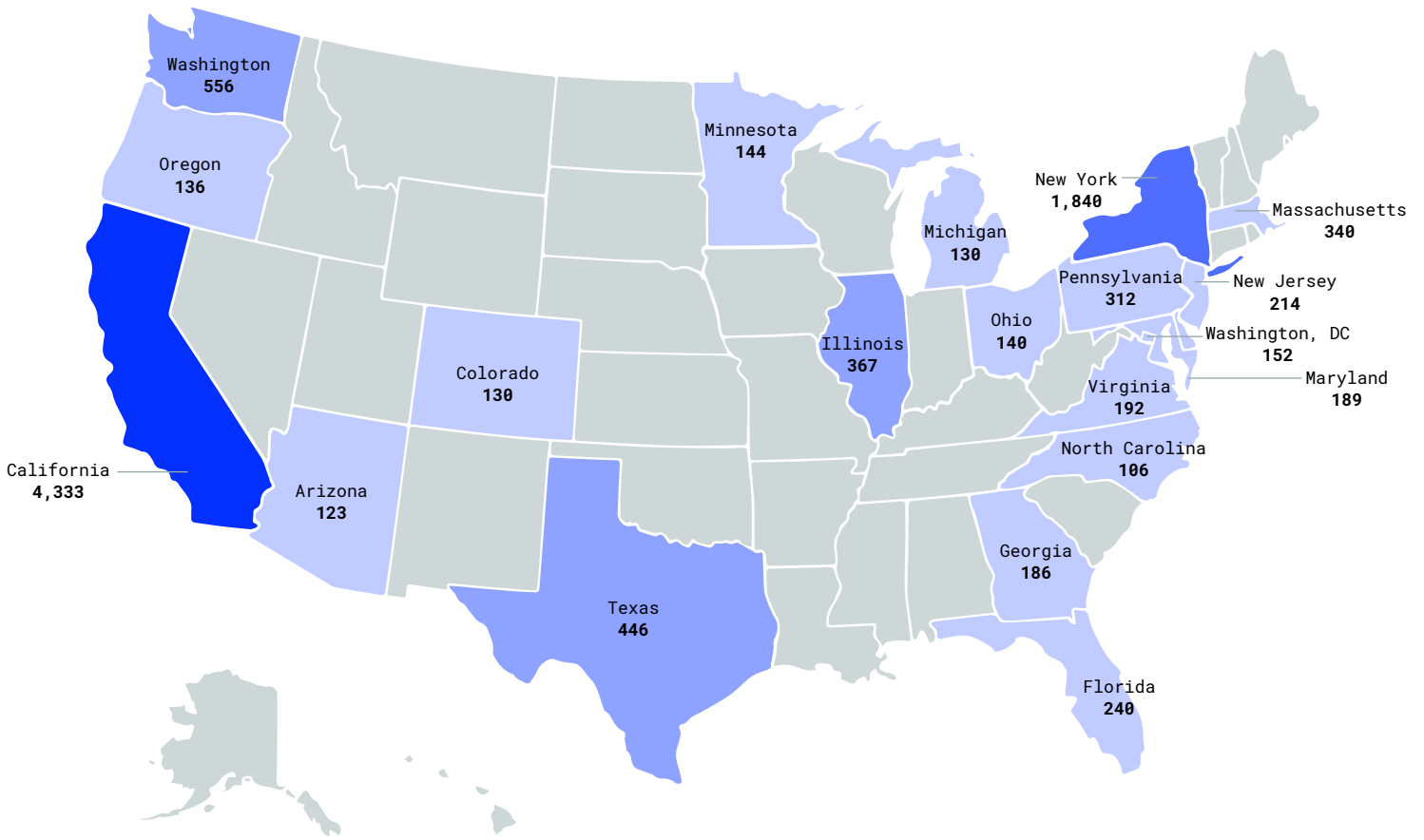
## Figure 2. SITES OF REPORTED ANTI-AAPI HATE INCIDENTS

(March 19, 2020 to March 31, 2022) Total Number of Incidents: 11,467



**Note:** percentages add up to greater than 100% because individuals who reported to Stop AAPI Hate could select more than one site of discrimination.

**Figure 3. 20 STATES WITH LARGEST NUMBER OF REPORTED INCIDENTS**  
(March 19, 2020 to March 31, 2022)

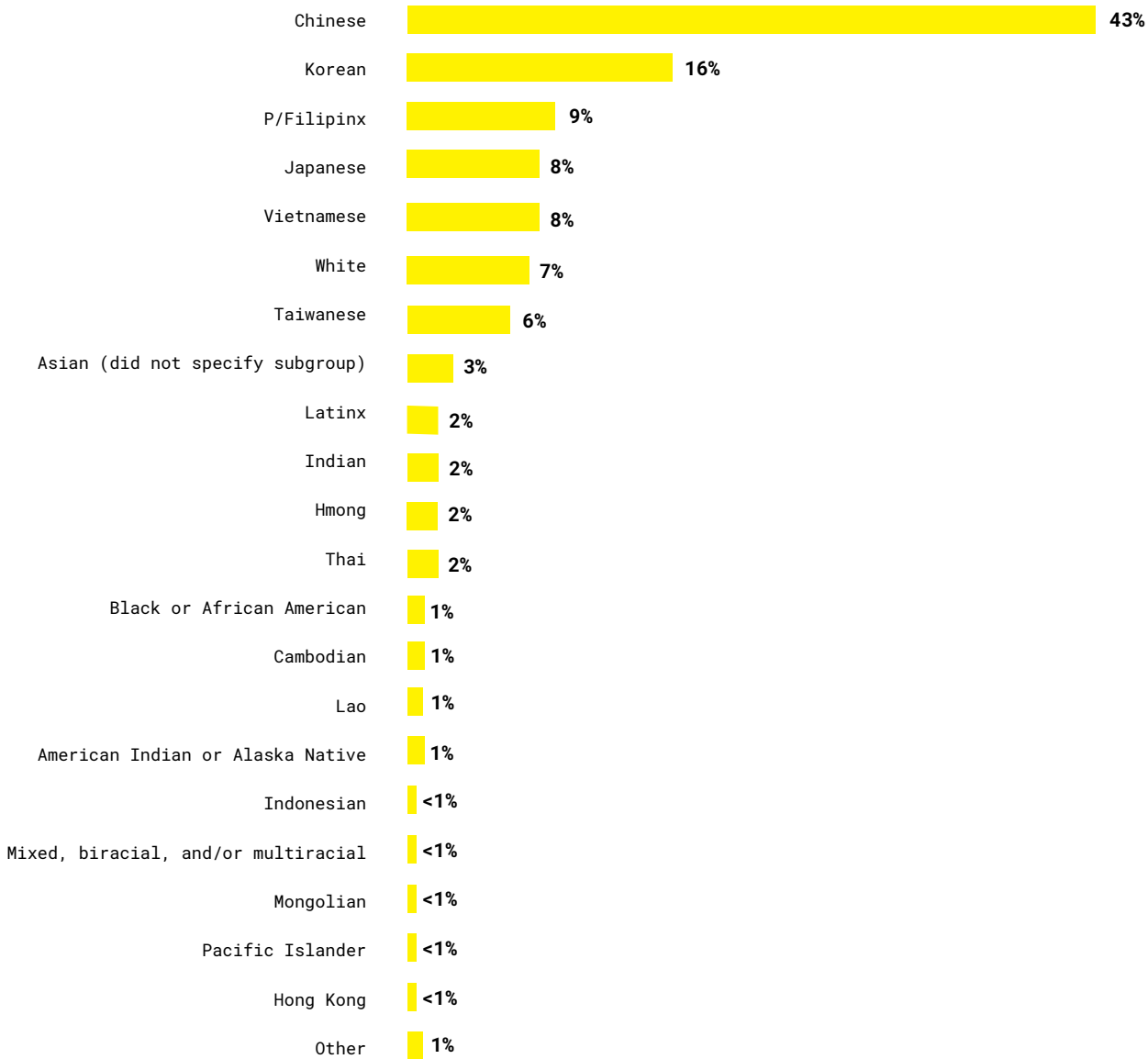


**Note:** to protect the privacy of individuals reporting to us, we do not publish data for any state or territory where there were fewer than 100 incidents.

## Figure 4. ETHNICITY OF INDIVIDUALS REPORTING INCIDENTS

(March 19, 2020 to March 31, 2022)

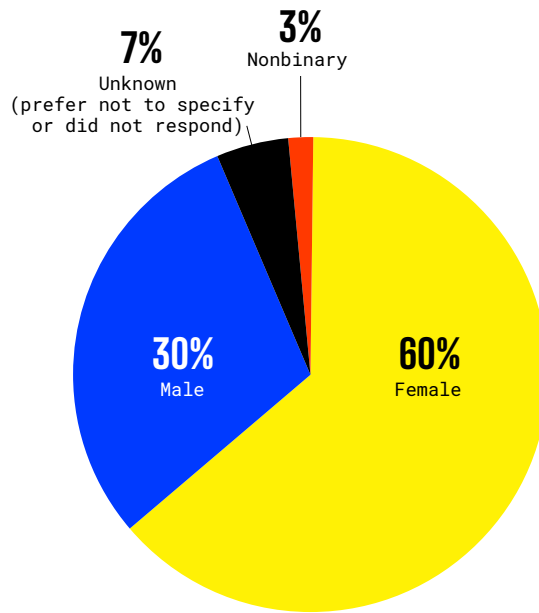
Total Number of Incidents: 11,467



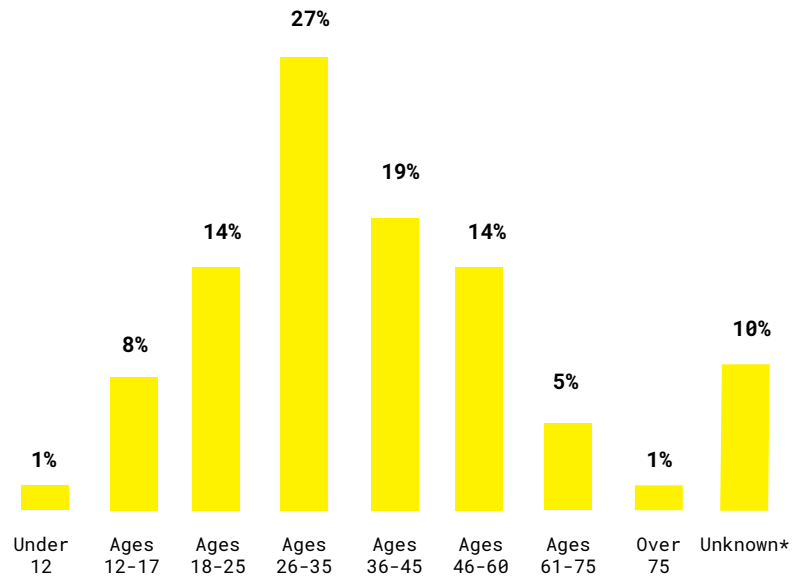
**Note:** percentages add up to greater than 100% because individuals who reported to Stop AAPI Hate could self-identify with and select multiple racial and ethnic categories. The “Asian” category represents respondents who selected the category “Asian” instead of a specific Asian subgroup. The “White,” “Latinx,” “Black or African American,” and “American Indian or Alaska Native” categories represent respondents who are multiracial AAPI individuals or non-AAPI individuals reporting on behalf of AAPIs after witnessing an incident. Some respondents of mixed, biracial, and/or multiracial background selected “Mixed, Biracial, and/or Multiracial,” while others selected two or more categories (e.g., “Chinese” and “White.”)



**Figure 5. GENDER OF INDIVIDUALS REPORTING INCIDENTS**  
 (March 19, 2020 to March 31, 2022) Total Number of Incidents: 11,467



**Figure 6. AGE OF INDIVIDUALS REPORTING INCIDENTS**  
 (March 19, 2020 to March 31, 2022) Total Number of Incidents: 11,467



\*Prefer not to specify or did not respond

Note: percentages add up to less than 100% due to rounding.

## Appendix 2 . About the Stop AAPI Hate Data Set

We approach our dataset as information collected in partnership with communities, rather than *on* communities. We are committed to quality and transparency in our data collection, analysis, and reporting.

### **DATA COLLECTION**

Individuals report an incident at the [Stop AAPI Hate website](#) through a Typeform interface. They may choose to report in English or one of 15 other Asian and Pacific Islander languages.

### **DATA CLEANING**

The responses are downloaded from Typeform in spreadsheet form. Hate incident reports in each language option are stored in their own spreadsheets. For combined analyses, first, we translate the in-language hate incident reports into English. We merge the translated reports with the hate reports already in English, and then we create anonymized data for collective data cleaning. Once the complete uncleaned data is created by merging multiple spreadsheets, the personally identifying information (i.e., first name, last name, and email) is removed from the data and each hate incident report receives a unique identifying number.

We carefully review data and remove duplicate cases, trolls, and cases that do not report anti-AAPI hate within the United States. (We include cases in Guam and Puerto Rico). Duplicate cases are defined as submissions where there are multiple records of identical reports (i.e., two or more cases include the same answers for all questions and identical descriptions of the hate incident). Troll cases are submissions attacking the Stop AAPI Hate coalition and/or reporting racist and xenophobic “fake accounts” of hate incidents. We exclude hate incident reports from persons who do not self-identify as AAPI on their own experiences of racism and discrimination.

### **DATA CODING**

We qualitatively re-code selected categories to identify subcategory groupings in those categories. Additional categories were created from the information individuals voluntarily provided under “Other, please specify” and the full hate incident description. We do not make judgments about what constitute “harassment” or “discrimination.” Rather, we code incidents according to how individuals describe the type of discrimination they experienced.

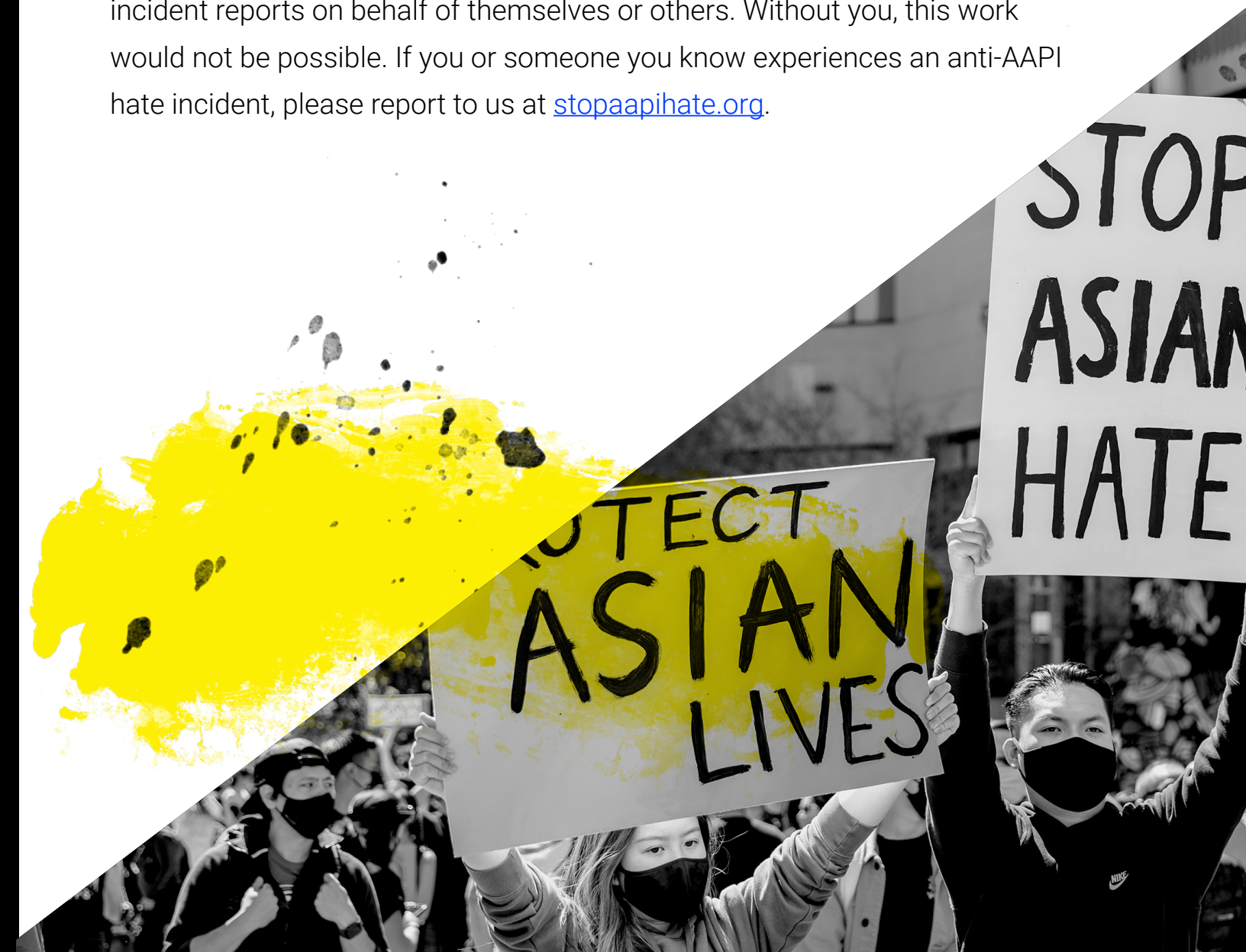
For more information, please see our living data cleaning [codebook](#) that documents our data practices with the Stop AAPI Hate incident dataset in full. We highly value feedback and suggestions for our data practices at [community@stopaapihate.org](mailto:community@stopaapihate.org).



## Acknowledgments

Aggie J. Yellow Horse, Ph.D. and Theresa Chen led this report. Kiran Bhalla, Candice Cho, Cynthia Choi, Carly Finkle, Kenna Fung, Yamuna Hopwood, Melissa Hung, Russell Jeung, Ph.D., Manju Kulkarni, Dan Nguyen-Tan, Kim Scully, Norbert Tan, and Andy Wong also made key contributions.

We express our sincere gratitude to the thousands of individuals who shared incident reports on behalf of themselves or others. Without you, this work would not be possible. If you or someone you know experiences an anti-AAPI hate incident, please report to us at [stopaapihate.org](https://stopaapihate.org).





# About **STOP AAPI HATE**

Our mission is to advance equity, justice, and power by dismantling systemic racism and building a multiracial movement to end hate against Asian American and Pacific Islander communities. The Stop AAPI Hate coalition was founded by AAPI Equity Alliance, Chinese for Affirmative Action, and San Francisco State University's Asian American Studies Department.

[stopaapihate.org](http://stopaapihate.org)



**AAPI EQUITY  
ALLIANCE**

[AAPI Equity Alliance](#) (formerly the Asian Pacific Policy & Planning Council, or A3PCON) is a coalition of more than 40 community-based organizations that serve and represent the 1.5 million Asian Americans and Pacific Islanders in the greater Los Angeles area, with a particular focus on low-income, immigrant, refugee, and other vulnerable populations. AAPI Equity Alliance is dedicated to improving the lives of Asian Americans and Pacific Islanders through civic engagement, capacity building, and policy advocacy.



CHINESE FOR AFFIRMATIVE ACTION

[Chinese for Affirmative Action](#) (CAA) was founded in 1969 to protect the civil and political rights of Chinese Americans and to advance multiracial democracy in the United States. Today, CAA is a progressive voice in and on behalf of the broader Asian American and Pacific Islander community. We advocate for systemic change that protects immigrant rights, promotes language diversity, and remedies racial and social injustice.



**SAN FRANCISCO  
STATE UNIVERSITY**

**ASIAN AMERICAN  
RESEARCH INITIATIVE**

[San Francisco State Asian American Studies](#) (AAS) is the oldest and largest such academic program in the nation. Founded after the 1968-69 Black Student Union and Third World Liberation Front student strike, it maintains the strike's values of student activism, social justice, and community self-determination.